


QFX5110 Ethernet Switch



Product Overview

QFX5110 access and aggregation switches deliver low latency, rich Layer 2 and Layer 3 features, VXLAN overlay deployments, and 100GbE uplinks, making it the industry's most nimble line of switches.

Featuring L3 gateway capabilities for bridging between virtualized and bare-metal servers, the QFX5110 is designed for extremely agile data centers that demand support for overlay/underlay network architectures. The high-density 10GbE, 40GbE, and 100GbE ports also make the QFX5110 ideally suited for use in spine and leaf topologies.

Product Description

Data centers are rapidly adopting cloud services, whether completely off-premise models or hybrid models with critical services offered through on-premise private clouds. The tremendous growth of off-premise cloud services, coupled with the widespread adoption of overlay technologies, has created a need for highly agile switching platforms that can satisfy the demands of these evolving data centers.

The high-performance Juniper Networks® QFX5110 line of Ethernet switches fit the bill, providing the foundation for dynamic data centers. As a critical enabler for IT transformation, the data center network supports cloud and SDN adoption, network virtualization, integrated/scale-out storage, and the rapid deployment and delivery of mission-critical applications that significantly increase east-west traffic within the data center. Furthermore, increasing demand for 100GbE spine ports is driving the need for 100GbE uplinks for all server access speeds, including 10GbE and 40GbE. The QFX5110 includes 100GbE uplinks, enabling it to support a diverse set of switching architectures, including fabric, Layer 3, and spine-and-leaf deployments, enabling users to easily adapt as requirements change over time.

Architecture and Key Components

The QFX5110 switches include 10GbE (fiber) and 40GbE or 100GbE fixed-configuration options with rich Layer 2, Layer 3, and MPLS features. The QFX5110 switches run the same reliable, high-performance Juniper Networks Junos® operating system that is used by the Juniper Networks QFX5100 family of products, EX Series Ethernet Switches, Juniper Networks routers, and Juniper Networks SRX Series Services Gateways, ensuring a consistent implementation and operation of control plane features across the entire Juniper infrastructure.

QFX5110 Switch Models

The QFX5110 switches are compact, 1 U platforms that provide wire-speed packet performance, very low latency, and a rich set of Junos OS features. In addition to a high-throughput Packet Forwarding Engine (PFE), the performance of the QFX5110 control plane is further enhanced with a powerful 1.8 GHz quad-core Intel CPU with 16 GB of memory and 64 GB SSD storage.

Two QFX5110 switch models are available:

- **QFX5110-48S**—A 10GbE/100GbE data center access switch, the QFX5110-48S offers 48 small form-factor pluggable plus (SFP+) transceiver ports and four QSFP28 ports that can be configured as 4x40GbE or 4x100GbE ports, with an aggregate throughput of 1.76 Tbps or 1.32 Bpps per switch. For added flexibility, each QSFP28 port can also be configured as 4x10GbE ports using breakout cables, increasing the total number of supported 10GbE ports to 64 per switch.



- **QFX5110-32Q**—A 40GbE/100GbE data center access and aggregation switch, the QFX5110-32Q offers up to 32 QSFP+ ports, or 20 QSFP+ ports and four QSFP28 ports, with an aggregate throughput of 2.56 Tbps or 1.44 Bpps per switch. For added flexibility, the QSFP+ ports can also be configured as 4x10GbE ports using QSFP+-to-SFP+ direct attach copper (DAC) or QSFP+-to-SFP+ fiber breakout cables and optics, increasing the total number of supported 10GbE ports to 104 per switch.

QFX5110 Highlights

The QFX5110 switches feature the following highlights:

- Support high-density, multi-speed configurations for 10/40/100GbE access and aggregation, with up to 64 or 104 10GbE ports, up to four 100GbE uplink ports, and up to 32 40GbE ports in a 1 U platform
- Deliver up to 2.56 Tbps Layer 2 and Layer 3 performance, with latency as low as 550 nanoseconds
- Include a 1.8 GHz quad-core Intel CPU with 16 GB memory and 64 GB SSD storage
- Feature rich automation capabilities with support for Python and zero touch provisioning (ZTP)
- Support virtualization protocols such as Virtual Extensible LAN (VXLAN) and Open vSwitch Database (OVSDB) protocol as L2 Gateway
- Offer advanced Junos OS features such as BGP add-path, MPLS, L3 VPN, and IPv6 6PE

Junos OS

The high-performance QFX5110 switches run Junos OS, Juniper's powerful and robust network operating system that powers all Juniper switches, routers, and firewalls. Key Junos OS features that enhance the functionality and capabilities of the QFX5110 include:

- Software modularity, with process modules running independently in their own protected memory space and with the ability to do process restarts
- Uninterrupted routing and forwarding, with features such as nonstop active routing (NSR) and nonstop bridging (NSB)
- Commit and rollback functionality that ensures error-free network configurations
- A powerful set of scripts for on-box problem detection, reporting, and resolution

Junos OS Software License

The software features supported on the QFX5110 switches are categorized into three tiers: Base, Premium, and Advanced.

- Base software features include basic Layer 2 switching, basic Layer 3 routing, multicast, automation, programmability, zero touch provisioning (ZTP), and basic monitoring. A Base software features license comes with

the purchase of the hardware and does not require any explicit license keys.

- Premium software features include all Base license functionality, plus BGP, IS-IS, and Virtual Extensible LAN (VXLAN) to explicitly address the needs of enterprise customers. To enable these features, customers must purchase the QFX5K-Cx-PFL license, generate unique license keys, and install them on the switch. The license is not portable across devices.
- Advanced software features include all Premium license functionality plus MPLS to explicitly address the needs of data center interconnect and edge use cases. To enable these features, customers must purchase the QFX5K-Cx-AFL license, generate unique license keys, and install them on the switch. The license is not portable across devices.

The Premium and Advanced software licenses are classified as Class 1 and Class 2, and are offered as perpetual licenses. Class 1 licenses are applicable to the QFX5110-48S while Class 2 licenses are applicable to QFX5110-32Q switches. Please see Ordering Information for license SKU descriptions.

Data Center Deployments

Today's data centers are typically built with high-performance, small form-factor, multicore blade and rack servers. The greater compute capacity and server densities enabled by these devices are increasing traffic volume, creating a need for high-speed, low-latency, storage-converged and I/O-converged networking solutions that can maximize performance for physical servers, virtual servers, and storage.

The QFX5110 switches deliver low-latency, lossless, high-density 10GbE and 40GbE interfaces, as well as 100GbE uplinks to the core network demanded by today's data center. Furthermore, the QFX5110 offers VXLAN Layer 2 gateway support, making it an ideal solution for overlay deployments in the data center. All QFX5110 switches are designed to consume the lowest possible power while optimizing space, reducing data center operating costs. Flexible airflow direction options enable the QFX5110 switches to support back-to-front and front-to-back cooling, ensuring consistency with server designs for hot-aisle or cold-aisle deployments.

Data Center Server Access

The QFX5110 switches are ideal for top-of-rack deployments of various densities and speeds. The QFX5110-48S offers 48 ports of native 10GbE for server connectivity, plus up to four 40GbE or 100GbE ports for uplink connectivity, providing very low oversubscription of 1.2:1 from access to aggregation. Meanwhile, the QFX5110-32Q offers 20 QSFP+ 40GbE ports for server connectivity and up to four 100GbE ports for uplink connectivity, providing an oversubscription of 2:1 from access to aggregation. Each 40GbE port can be further broken out into four 10GbE ports, providing additional options for server connectivity.

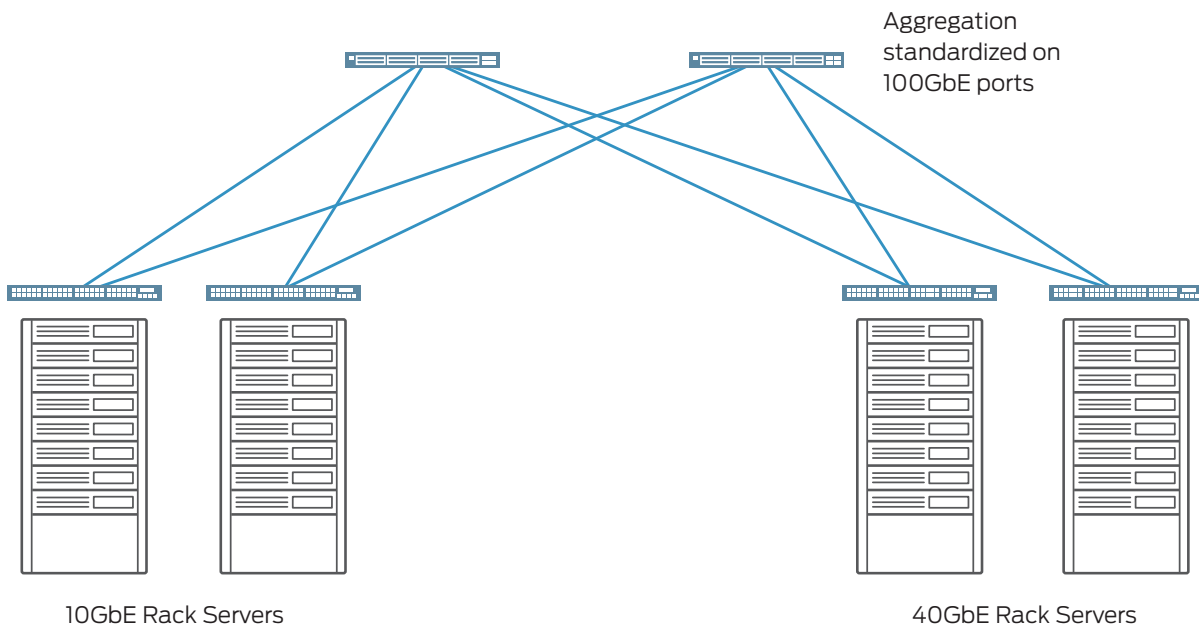


Figure 1: QFX5110 switches supporting a data center server access configuration

The QFX5110 switches can operate in both cut-through and store-and-forward modes, delivering sustained wire-speed switching with sub-microsecond latency and low jitter for any packet size (including jumbo frames) in both modes. All QFX Series switches support extensive Layer 2 features, enabling the device to support high-density 10GbE Layer 2 access deployments. With features such as multichassis link aggregation group (MC-LAG), the QFX5110 supports active/active server dual homing and can utilize full bisectional bandwidth from server to switch. When the QFX5110 is deployed in the access layer, MC-LAG on QFX10000 switches in the aggregation layer provides maximum resiliency and full Layer 2 multipathing in the network.


The Junos OS features the most advanced and robust routing capabilities in the industry. All QFX5110 switches include support for RIP and OSPF for both IPv4 and IPv6 in the base software. Advanced routing capabilities such as IS-IS and BGP are also supported. With additional capabilities like 64-way equal-cost multipath (ECMP) and BGP add path, the QFX5110 is an ideal building block for deploying the most robust Layer 3 underlay for SDN.

Features and Benefits

- **Automation**—The QFX5110 switches support a number of features for network automation and plug-and-play operations. Features include zero touch provisioning, operations and event scripts, automatic rollback, and Python scripting. The switch also supports integration with VMware NSX Layer 2 Gateway Services, and OpenStack.
- **Flexible Forwarding Table**—The QFX5110 includes a Unified Forwarding Table (UFT), which allows the hardware table to be carved into configurable partitions of Layer 2 media access control (MAC), Layer 3 host, and longest prefix match (LPM) tables. In a pure L2 environment, the

QFX5110 supports 288,000 MAC addresses. In Layer 3 mode, the table can support 208,000 host entries. In LPM mode, it can support 128,000 prefixes. Junos OS provides configurable options through a CLI so that each QFX5110 can be optimized for different deployment scenarios.

- **Intelligent Buffer Management**—The QFX5110 switches have a total of 16 MB shared buffers. While 25% of the total buffer space is dedicated, the rest is shared among all ports and is user configurable. The intelligent buffer mechanism in the QFX5110 effectively absorbs traffic bursts while providing deterministic performance, significantly increasing performance over static allocation.
- **MPLS**—QFX5110 switches support a broad set of MPLS features, including L3 VPN, IPv6 provider edge router (6PE), RSVP traffic engineering, and LDP to allow standards-based network segmentation and virtualization. This enables the QFX5110 to be deployed as a low-latency MPLS label-switching router (LSR).
- **VXLAN**—The QFX5110 switch is capable of supporting Layer 2 gateway services. The QFX5110 supports controller-less VXLAN deployment through EVPN for Layer 2 gateway, control plane (OVSDB) protocols.



QFX5110 Switch Specifications

Hardware

Switching Capacity

- QFX5110-48S: 1.76 Tbps/1.32 Bpps
- QFX5110-32Q: 2.56 Tbps/1.44 Bpps

Weight

- QFX5110-48S: 23 lb (10.43 kg)
- QFX5110-32Q: 24.6 lb (11.16 kg)

Dimensions (HxWxD)

- QFX5110-48S: 1.72 x 17.36 x 20.48 in (4.37 x 44.09 x 52.02 cm)
- QFX5110-32Q: 1.72 x 17.36 x 20.48 in (4.37 x 44.09 x 52.02 cm)
- Switching mode: Cut-through and store-and-forward
- Front-to-back (airflow out) for hot aisle deployment
- Back-to-front (airflow in) for cold aisle deployment
- Management and console port connections

Power Consumption

- QFX5110-48S-AFO/AFI: Max load: 300 W, Typical load: 195 W, Idle load: 150 W
- QFX5110-32Q-AFO/AFI: Max load: 290 W, Typical load: 190 W, Idle load: 145 W

Interface Options

- QFX5110-48S-AFO/AFI:
 - 1GbE SFP: 48 (24 copper 1GbE)
 - 10GbE SFP+: 48/64 (with breakout cable)
 - 40GbE QSFP+: 4
 - 100GbE QSFP28: 4
- QFX5110-32Q-AFO/AFI:
 - 1GbE SFP: N/A
 - 10GbE QSFP+: 104 (with breakout cable)
 - 40GbE QSFP+: 32
 - 100GbE QSFP28: 4
- Each QSFP+ port can be configured as a 4 x 10GbE interface or as a 40 Gbps port
- Each QSFP28 port can be configured as a 4 x 10GbE interface a 40 Gbps port or as a 100 Gbps port
- 1 USB 2.0 port
- 1 RS-232 console port
- 2 management ports: 2x SFP fiber ports or 1x RJ-45 and 1x copper SFP ports
- Supported transceiver and direct attach cable
- SFP+ 10GbE optical modules
- SFP+ DAC cables: 1/3/5 m twinax copper and 1/3/5/7/10 m active twinax copper
- SFP GbE optical and copper module
- QSFP+ DAC cables: 1/3/5 m twinax copper and 7/10 m active twinax copper
- QSFP+ AOC cables: 1/3/5/7/10/15/20/30 m cable
- QSFP+ Optics: SR4, LX4, ESR4, IR, LR4
- QSFP+ to SFP+ 10GbE direct attach breakout copper (1/3/10 m twinax copper and 5/7 m active twinax copper cable)

- QSFP28 Optics: SR4, CWDM4, LR4
- QSFP28 AOC: 10 m cable

Rack Installation Kit

- Versatile four post mounting options for 19-in server rack or datacom rack

Airflow

- Redundant (N+1) and hot-pluggable fan modules for front-to-back and back-to-front airflow
- Redundant variable-speed fans to reduce power draw

Power Supply and Fan Modules

- Dual redundant (1+1) and hot-pluggable power supplies
- 110-240 V single phase AC power
- -36 to -72 V DC power
- Redundant (N+1) and hot-pluggable fan modules for front-to-back and back-to-front airflow

Performance Scale (Unidimensional)

- MAC addresses per system: 288,000
- VLAN IDs: 4,093
- Number of link aggregation groups (LAGs): 104
- Number of ports per LAG: 32
- Firewall filters
 - Ingress filters: 6,142
 - Egress filters: 1,022
- IPv4 unicast routes: 128,000 prefixes; 208,000 host routes; 64 ECMP paths
- IPv4 multicast routes: 104,000
- IPv6 multicast routes: 52,000
- IPv6 unicast routes: 84,000 prefixes
- ARP entries: 48,000
- Jumbo frame: 9,216 bytes
- Spanning Tree Protocol (STP)
 - Multiple Spanning Tree Protocol (MSTP) Instances: 64
 - VLAN Spanning Tree Protocol (VSTP) Instances: 253
- Traffic mirroring
 - Mirroring destination ports per switch: 4
 - Maximum number of mirroring sessions: 4
 - Mirroring destination VLANs per switch: 4

Software Features Supported

Layer 2 Features

- STP—IEEE 802.1D (802.1D-2004)
- Rapid Spanning Tree Protocol (RSTP) (IEEE 802.1w); MSTP (IEEE 802.1s)
- Bridge protocol data unit (BPDU) protect
- Loop protect
- Root protect
- RSTP and VSTP running concurrently
- VLAN—IEEE 802.1Q VLAN trunking
- The Routed VLAN Interface (RVI)
- Port-based VLAN

- Private VLAN (PVLAN)
- VLAN translation
- Static MAC address assignment for interface
- Per VLAN MAC learning (limit)
- MAC learning disable
- Link Aggregation and Link Aggregation Control Protocol (LACP) (IEEE 802.3ad)

Link Aggregation

- Multichassis link aggregation (MC-LAG)
- Redundant Trunk Group (RTG)
- LAG load sharing algorithm—bridged or routed (unicast or multicast) traffic:
 - IP: SIP, Dynamic Internet Protocol (DIP), TCP/UDP source port, TCP/UDP destination port
 - Layer 2 and non-IP: MAC SA, MAC DA, Ethertype, VLAN ID, source port

Layer 3 Features (IPv4)

- Static routing
- Routing protocols (RIP, OSPF, IS-IS, BGP)
- Virtual Router Redundancy Protocol (VRRP)
- Bidirectional Forwarding Detection (BFD) protocol
- Virtual router
- Dynamic Host Configuration Protocol (DHCP) relay
- Proxy Address Resolution Protocol (ARP)

Multicast Features

- Internet Group Management Protocol (IGMP): v1, v2, v3
- IGMP snooping: v1, v2, and v3 (Layer 2 only)
- IGMP Filter
- PIM-SM
- Multicast Source Discovery Protocol (MSDP)

Security and Filters

- Secure interface login and password
- RADIUS
- TACACS+
- Ingress and egress filters: Allow and deny, port filters, VLAN filters, and routed filters, including management port filters
- Filter actions: Logging, system logging, reject, mirror to an interface, counters, assign forwarding class, permit, drop, police, mark
- SSH v1, v2
- Static ARP support
- Storm control, port error disable, and autorecovery
- IP source guard
- Dynamic ARP Inspection (DAI)
- Sticky MAC address
- DHCP snooping

Quality of Service (QoS)

- L2 and L3 QoS: Classification, rewrite, queuing
- Rate limiting:
 - Ingress policing: Single-rate two-color policer, two-rate three-color policer

- Egress policing: Policer, policer mark down action
- Egress shaping: Per queue on each port
- 12 hardware queues per port (8 unicast and 4 multicast)
- Strict-priority queuing (PQ), shaped-deficit weighted round-robin (SDWRR), weighted random early detection (WRED), weighted tail drop
- 802.1p remarking
- Layer 2 classification criteria: Interface, MAC address, Ethertype, 802.1p, VLAN
- Congestion avoidance capabilities: WRED
- Trust IEEE 802.1p (ingress)
- Remarking of bridged packets

Data Center Bridging (DCB)

- Priority-based flow control (PFC)—IEEE 802.1Qbb
- Enhanced transmission selection (ETS)—IEEE 802.1Qaz
- Data Center Bridging Capability Exchange (DCBX), DCBx FCoE, and iSCSI type, length, and value (TLVs)

High Availability

- Bidirectional Forwarding Detection (BFD)
- Uplink failure detection

MPLS

- Static label-switched paths (LSPs)
- RSVP-based signaling of LSPs
- LDP-based signaling of LSPs
- LDP tunneling (LDP over RSVP)
- MPLS class of service (CoS)
- MPLS LSR support
- IPv6 tunneling (6PE) (via IPv4 MPLS backbone)
- IPv4 L3 VPN (RFC 2547, RFC 4364)

Server Virtualization Management and SDN-Related Protocols

- Junos Space Virtual Control
- VXLAN OVSDB
- OpenFlow 1.3 client

Management and Operations

- Role-based CLI management and access
- CLI via console, telnet, or SSH
- Extended ping and traceroute
- Junos OS configuration rescue and rollback
- Image rollback
- SNMP v1/v2/v3
- Junos XML management protocol
- sFlow v5
- Beacon LED for port and system
- Zero touch provisioning (ZTP)
- OpenStack Neutron Plug-in
- Python
- Junos OS event, commit, and OP scripts

Traffic Mirroring

- Port-based
- LAG port
- VLAN-based
- Filter-based
- Mirror to local
- Mirror to remote destinations (L2 over VLAN)

Standards Compliance**IEEE Standard**

- IEEE standard
- IEEE 802.1D
- IEEE 802.1w
- IEEE 802.1
- IEEE 802.1Q
- IEEE 802.1p
- IEEE 802.1ad
- IEEE 802.3ad
- IEEE 802.1AB
- IEEE 802.3x
- IEEE 802.1Qbb
- IEEE 802.1Qaz

T11 Standards

- INCITS T11 FC-BB-5

Supported RFCs

- RFC 768 UDP
- RFC 783 Trivial File Transfer Protocol (TFTP)
- RFC 791 IP
- RFC 792 ICMP
- RFC 793 TCP
- RFC 826 ARP
- RFC 854 Telnet client and server
- RFC 894 IP over Ethernet
- RFC 903 RARP
- RFC 906 TFTP Bootstrap
- RFC 951 1542 BootP
- RFC 1058 Routing Information Protocol
- RFC 1112 IGMP v1
- RFC 1122 Host requirements
- RFC 1142 OSI IS-IS Intra-domain Routing Protocol
- RFC 1256 IPv4 ICMP Router Discovery Protocol (IRDP)
- RFC 1492 TACACS+
- RFC 1519 Classless Interdomain Routing (CIDR)
- RFC 1587 OSPF not-so-stubby area (NSSA) Option
- RFC 1591 Domain Name System (DNS)
- RFC 1745 BGP4/IRDP for IP—OSPF Interaction
- RFC 1772 Application of the Border Gateway Protocol in the Internet
- RFC 1812 Requirements for IP Version 4 Routers
- RFC 1997 BGP Communities Attribute
- RFC 2030 SNTP, Simple Network Time Protocol
- RFC 2068 HTTP server
- RFC 2131 BOOTP/DHCP relay agent and Dynamic Host
- RFC 2138 RADIUS Authentication
- RFC 2139 RADIUS Accounting
- RFC 2154 OSPF with Digital Signatures (Password, MD-5)
- RFC 2236 IGMP v2
- RFC 2267 Network ingress filtering
- RFC 2328 OSPF v2 (edge mode)
- RFC 2338 VRRP
- RFC 2362 PIM-SM (edge mode)
- RFC 2370 OSPF Opaque LSA Option
- RFC 2385 Protection of BGP Sessions via the TCP MD5 Signature Option
- RFC 2439 BGP Route Flap Damping
- RFC 2453 RIP v2
- RFC 2474 Definition of the Differentiated Services Field (DS Field) in the IPv4 and IPv6 Headers
- RFC 2597 Assured Forwarding PHB (per-hop behavior) Group
- RFC 2598 An Expedited Forwarding PHB
- RFC 2697 A Single Rate Three Color Marker
- RFC 2698 A Two Rate Three Color Marker
- RFC 2796 BGP Route Reflection—An Alternative to Full Mesh IBGP
- RFC 2918 Route Refresh Capability for BGP-4
- RFC 3065 Autonomous System Confederations for BGP
- RFC 3376 IGMP v3 (source-specific multicast include mode only)
- RFC 3392 Capabilities Advertisement with BGP-4
- RFC 3446 Anycast RP
- RFC 3569 SSM
- RFC 3618 MSDP
- RFC 3623 Graceful OSPF Restart
- RFC 4271 Border Gateway Protocol 4 (BGP-4)
- RFC 4360 BGP Extended Communities Attribute
- RFC 4456 BGP Route Reflection: An Alternative to Full Mesh Internal BGP (IBGP)
- RFC 4486 Subcodes for BGP Cease Notification Message
- RFC 4724 Graceful Restart Mechanism for BGP
- RFC 4812 OSPF Restart Signaling
- RFC 4893 BGP Support for Four-octet AS Number Space
- RFC 5176 Dynamic Authorization Extensions to RADIUS
- RFC 5396 Textual Representation of Autonomous System (AS) Numbers
- RFC 5668 4-Octet AS Specific BGP Extended Community
- RFC 5880 Bidirectional Forwarding Detection (BFD) Dynamic Host Configuration Protocol (DHCP) server

Supported MIBs

- RFC 1155 SMI
- RFC 1157 SNMPv1
- RFC 1212, RFC 1213, RFC 1215 MIB-II, Ethernet-Like MIB and TRAPs
- RFC 1850 OSPFv2 MIB
- RFC 1901 Introduction to Community-based SNMPv2
- RFC 2011 SNMPv2 for Internet Protocol using SMIv2
- RFC 2012 SNMPv2 for the Transmission Control Protocol using SMIv2
- RFC 2013 SNMPv2 for the User Datagram Protocol using SMIv2
- RFC 2233 The Interfaces Group MIB using SMIv2
- RFC 2287 System Application Packages MIB
- RFC 2570 Introduction to Version 3 of the Internet-standard Network Management Framework
- RFC 2571 An Architecture for describing SNMP Management Frameworks (read-only access)
- RFC 2572 Message Processing and Dispatching for the SNMP (read-only access)
- RFC 2576 Coexistence between SNMP Version 1, Version 2, and Version 3
- RFC 2578 SNMP Structure of Management Information MIB
- RFC 2579 SNMP Textual Conventions for SMIv2
- RFC 2580 Conformance Statements for SMIv2
- RFC 2665 Ethernet-like Interface MIB
- RFC 2787 VRRP MIB
- RFC 2790 Host Resources MIB
- RFC 2819 RMON MIB
- RFC 2863 Interface Group MIB
- RFC 2932 IPv4 Multicast MIB
- RFC 3410 Introduction and Applicability Statements for Internet Standard Management Framework
- RFC 3411 An Architecture for Describing SNMP Management Frameworks
- RFC 3412 Message Processing and Dispatching for the SNMP
- RFC 3413 Simple Network Management Protocol (SNMP) Applications—(all MIBs are supported except the Proxy MIB)
- RFC 3414 User-based Security Model (USM) for version 3 of SNMPv3
- RFC 3415 View-based Access Control Model (VACM) for the SNMP
- RFC 3416 Version 2 of the Protocol Operations for the SNMP
- RFC 3417 Transport Mappings for the SNMP
- RFC 3418 Management Information Base (MIB) for the SNMP
- RFC 3584 Coexistence between Version 1, Version 2, and Version 3 of the Internet-standard Network Management Framework
- RFC 3826 The Advanced Encryption Standard (AES) Cipher Algorithm in the SNMP User-based Security Model

- RFC 4188 Definitions of Managed Objects for Bridges
- RFC 4318 Definitions of Managed Objects for Bridges with Rapid Spanning Tree Protocol
- RFC 4363b Q-Bridge VLAN MIB

Approvals

Safety

- CAN/CSA-C22.2 No. 60950-1 Information Technology Equipment—Safety
- UL 60950-1 (Second Edition) Information Technology Equipment—Safety
- IEC 60950-1 Information Technology Equipment—Safety (All country deviations): CB Scheme report
- EN 60825-1 Safety of Laser Products—Part 1: Equipment Classification

NEBS

- GR-63-Core Network Equipment, Building Systems (NEBS) Physical Protection
- GR-1089-Core EMC and Electrical Safety for Network Telecommunications Equipment

EMC

- FCC 47CFR, Part 15 Class A USA Radiated Emissions
- ICES-003 Class A
- EN 55022 Class A European Radiated Emissions
- CISPR 22 Class A
- EN 55032 Class A
- CISPR 32 Class A
- EN 55024
- CISPR 24
- EN 300 386
- VCCI Class A Japanese Radiated Emissions
- BSMI CNS 13438 Taiwan Radiated Emissions
- AS/NZS CISPR22
- AS/NZS CISPR32

Environmental Compliance



Restriction of Hazardous Substances (ROHS) 6/6



China Restriction of Hazardous Substances (ROHS)



Registration, Evaluation, Authorisation and Restriction of Chemicals (REACH)



Waste Electronics and Electrical Equipment (WEEE)



Recycled material



80 Plus Silver PSU Efficiency

Telco

- Common Language Equipment Identifier (CLEI) code

Environmental Ranges

- Operating temperature: 32° to 104° F (0° to 40° C)
- Storage temperature: -40° to 158° F (-40° to 70° C)
- Operating altitude: Up to 2,000 ft (610 m)
- Relative humidity operating: 5% to 90% (noncondensing)
- Relative humidity non-operating: 0% to 95% (noncondensing)

Juniper Networks Services and Support

Juniper Networks leads the market in performance-enabling services designed to accelerate, extend, and optimize your deployments. Our services enable you to maximize operational efficiency, reduce costs, and minimize risk while achieving a faster time-to-value for your network.

By leveraging best practices from across the industry, you get the maximum levels of system performance, designed and delivered by the world's leading professional technology experts.

For more information, please visit www.juniper.net/us/en/products-services.

Installation and Implementation Service

Juniper Professional services offers a [Data Center Switching QuickStart](#) program to ensure that the solution is operational and the customer has a complete understanding of areas such as configuration and ongoing operations. The QuickStart service provides an on-site consultant who works with the client team to quickly develop the initial configuration and deployment of a small Juniper Networks data center switching environment. A knowledge transfer session, which is intended as a review of local implementation and configuration options, is also included, but is not intended as a substitute for [formalized training](#).

Ordering Information

Product Number	Description
Switch Hardware	
QFX5110-48S-AFI	QFX5110, 48 SFP+ and 4 QSFP28, back-to-front AC
QFX5110-48S-AFO	QFX5110, 48 SFP+ and 4 QSFP28, front-to-back AC
QFX5110-48S-DC-AFI	QFX5110, 48 SFP+ and 4 QSFP28, back-to-front DC
QFX5110-48S-DC-AFO	QFX5110, 48 SFP+ and 4 QSFP28, front-to-back DC
QFX5110-32Q-AFI	32 QSFP+/20 QSFP+ QSFP28, back-to-front AC
QFX5110-32Q-AFO	32 QSFP+/20 QSFP+ QSFP28, front-to-back AC
QFX5110-32Q-DC-AFI	32 QSFP+/20 QSFP+ QSFP28, back-to-front DC
QFX5110-32Q-DC-AFO	32 QSFP+/20 QSFP+ QSFP28, front-to-back DC
QFX5110-FANAFI	QFX5110-FANAFI fan model, back-to-front airflow
QFX5110-FANAFO	QFX5110-FANAFO fan model, front-to-back airflow
JPSU-650W-AC-AFO	Juniper 650W AC power supply (port-side-to-FRU-side airflow)
JPSU-650W-AC-AFI	Juniper 650W AC power supply (FRU-side-to-port-side airflow)
JPSU-650W-DC-AFO	Juniper 650W DC power supply (port-side-to-FRU-side airflow)
JPSU-650W-DC-AFI	Juniper 650W DC power supply (FRU-side-to-port-side airflow)
Optics and Transceivers	
QFX-SFP-1GE-T	SFP 1000BASE-T copper transceiver module for up to 100 m transmission on Category 5
QFX-SFP-1GE-SX	SFP 1000BASE-SX GbE optics, 850 nm for up to 550 m transmission on multimode fiber
QFX-SFP-1GE-LX	SFP 1000BASE-LX GbE optics, 1,310 nm for 10 km transmission on single-mode fiber
QFX-SFP-10GE-USR	SFP+ 10GbE ultra short reach optics, 850 nm for 10 m on OM1, 20 m on OM2, 100 m on OM3 multimode fiber
QFX-SFP-10GE-SR	SFP+ 10GBASE-SR 10GbE optics, 850 nm for up to 300 m transmission on multimode fiber
QFX-SFP-10GE-LR	SFP+ 10GBASE-LR 10GbE optics, 1310 nm for 10 km transmission on single-mode fiber
QFX-SFP-10GE-ER	SFP+ 10GBASE-ER 10GbE optics, 1,550 nm for 40 km transmission on single-mode fiber
EX-SFP-10GE-ZR	SFP+ 10GBASE-ZR 10GbE optics, 1,550 nm for 80 km transmission on single-mode fiber
QFX-SFP-DAC-1M	SFP+ 10GbE Direct Attach Copper (twinax copper cable), 1 m
QFX-SFP-DAC-3M	SFP+ 10GbE Direct Attach Copper (twinax copper cable), 3 m
QFX-SFP-DAC-5M	SFP+ 10GbE Direct Attach Copper (twinax copper cable), 5 m
QFX-SFP-DAC-1MA	SFP+ 10GbE Direct Attach Copper (active twinax copper cable), 1 m
QFX-SFP-DAC-3MA	SFP+ 10GbE Direct Attach Copper (active twinax copper cable), 3 m
QFX-SFP-DAC-5MA	SFP+ 10GbE Direct Attach Copper (active twinax copper cable), 5 m

Product Number	Description
QFX-SFP-DAC-7MA	SFP+ 10GbE Direct Attach Copper (active twinax copper cable), 7 m
QFX-SFP-DAC-10MA	SFP+ 10GbE Direct Attach Copper (active twinax copper cable), 10 m
JNP-QSFP-40G-LX4	40GbE QSFP+ LX4 optics
QFX-QSFP-40G-SR4	QSFP+ 40GBASE-SR4 40GbE optics, 850 nm for up to 150 m transmission on multimode fiber
QFX-QSFP-40G-ESR4	QSFP+ 40GBASE-SR4 40GbE optics, 850 nm for up to 300 m transmission on multimode fiber
JNP-QSFP-40GE-IR4	QSFP+ 40GBASE-LR4 40GbE optics for up to 1 km transmission over single-mode fiber
JNP-QSFP-4x10GE-IR	QSFP+ 40GBASE-LR4 40GbE optics for up to 1 km transmission over parallel single-mode fiber
JNP-QSFP-40G-LR4	40GbE QSFP+ LR4
EX-QSFP-40GE-DAC-50CM	40GbE QSFP+ 0.5 m Direct attach
QFX-QSFP-DAC-1M	QSFP+ to QSFP+ Ethernet Direct Attach Copper (twinax copper cable), 1 m passive
QFX-QSFP-DAC-3M	QSFP+ to QSFP+ Ethernet Direct Attach Copper (twinax copper cable), 3 m passive
JNP-QSFP-DAC-5M	QSFP+ to QSFP+ Ethernet Direct Attach Copper (twinax copper cable), 5 m passive
JNP-QSFP-DAC-7MA	40GbE QSFP+ 7 m, direct attach
JNP-QSFP-DAC-10MA	40GbE QSFP+ 10 m, direct attach
QFX-QSFP-DACBO-1M	QSFP+ to SFP+ 10GbE Direct Attach Breakout Copper (twinax copper cable), 1 m
JNP-QSFP-DACBO-5MA	QSFP+ to SFP+ 10GbE Direct Attach Breakout Copper (twinax copper cable), 5 m active
JNP-QSFP-DACBO-7MA	QSFP+ to SFP+ 10GbE Direct Attach Breakout Copper (twinax copper cable), 7 m active
JNP-QSFP-DACBO-10M	QSFP+ to SFP+ 10GbE Direct Attach Breakout Copper (twinax copper cable), 10 m active

Product Number	Description
JNP-QSFP-100G-SR4	QSFP28 100GbE, SR4, 100 m
JNP-QSFP-100G-CWDM	QSFP28 100GbE, CWDM4, 2 km
JNP-QSFP-100G-LR4	QSFP28 100GbE, LR4, 10 km
JNP-100G-AOC-1M	QSFP28, 100GbE, AOC, 1 m
JNP-100G-AOC-3M	QSFP28, 100GbE, AOC, 3 m
JNP-100G-AOC-5M	QSFP28, 100GbE, AOC, 5 m
JNP-100G-AOC-7M	QSFP28, 100GbE, AOC, 7 m
JNP-100G-AOC-10M	QSFP28, 100GbE, AOC, 10 m
JNP-100G-AOC-15M	QSFP28, 100GbE, AOC, 15 m
JNP-100G-AOC-20M	QSFP28, 100GbE, AOC, 20 m
JNP-100G-AOC-30M	QSFP28, 100GbE, AOC, 30 m

Software Feature Licenses

QFX5K-C1-PFL	QFX5000 Class 1 Premium Feature License
QFX5K-C1-AFL	QFX5000 Class 1 Advanced Feature License
QFX5K-C2-PFL	QFX5000 Class 2 Premium Feature License
QFX5K-C2-AFL	QFX5000 Class 2 Advanced Feature License

About Juniper Networks

Juniper Networks challenges the status quo with products, solutions and services that transform the economics of networking. Our team co-innovates with customers and partners to deliver automated, scalable and secure networks with agility, performance and value. Additional information can be found at [Juniper Networks](#) or connect with Juniper on [Twitter](#) and [Facebook](#).

Corporate and Sales Headquarters
 Juniper Networks, Inc.
 1133 Innovation Way
 Sunnyvale, CA 94089 USA
 Phone: 888.JUNIPER (888.586.4737)
 or +1.408.745.2000
 Fax: +1.408.745.2100
www.juniper.net

APAC and EMEA Headquarters
 Juniper Networks International B.V.
 Boeing Avenue 240
 1119 PZ Schiphol-Rijk
 Amsterdam, The Netherlands
 Phone: +31.0.207.125.700
 Fax: +31.0.207.125.701



Copyright 2017 Juniper Networks, Inc. All rights reserved. Juniper Networks, the Juniper Networks logo, and Junos are registered trademarks of Juniper Networks, Inc. in the United States and other countries. All other trademarks, service marks, registered marks, or registered service marks are the property of their respective owners. Juniper Networks assumes no responsibility for any inaccuracies in this document. Juniper Networks reserves the right to change, modify, transfer, or otherwise revise this publication without notice.

JUNIPER
 NETWORKS